





































































STYLE	CURB	STG	9CT	18CT
C40		2.2	2.4	3.3
C50		3.4	3.8	5.2
C60		4.7	5.2	7.2
C70		6.3	7	9.7
C80		8.3	9.2	12.7
C100		14.8	16.4	22.6
C120		19.3	21.4	29.5
C150		31.9	35.4	48.9
C180		44.6	49.5	68.3
C200		48.2	53.5	73.8
C250		86.1	95.7	132.1
C300		125.6	139.5	192.5
C350		179.5	199.4	275.2

STYLE	DIAMOND CUT CURB	STG	9CT	18CT
CD30		1.4	1.5	2.1
CD40		2.2	2.4	3.3
CD50		3.2	3.5	4.8
CD60		4.2	4.7	6.5
CD70		5.9	6.6	9.1
CD80		7.6	8.4	11.6
CD100		12.7	13.4	19.5
CD120		17.0	18.5	23.2
CD150		27.3	30.2	39.2
CD180		39.7	43.9	52.9
CD200		49.5	54.8	67.6
CD220		57.4	63.8	88.0
CD250		68.9	77.3	92.7













STYLE	BEVEL CURB	STG	9CT	18CT
BSCD50		2.8	3.1	4.3
BSCD60		3.7	4.1	5.7
BSCD70		5.1	5.7	7.9
BSCD80		7.4	7.9	10.2
BSCD100		11.4	12.0	15.5
BSCD120		16.7	17.2	23.0
BSCD150		24.9	27.5	37.0
BSCD180		37.1	40.6	53.1
BSCD200		46.1	51.8	63.1
BSCD220		54.1	59.2	82.5
BSCD250		69.1	72.3	98.4
BSCD300		93.5	103.5	135.5

STYLE	CONCAVE CURB	STG	9CT	18CT
CBSCD120		14.0	15.5	21.4
CBSCD150		21.1	23.4	32.3
CBSCD180		30.8	34.2	47.2
CBSCD200		37.2	41.3	57.0
CBSCD250		63.1	69.8	96.3
CBSCD300		90.1	99.7	137.6
	DOUBLE CURB			
DC150		54.0	60.0	82.8
DC200		79.7	88.6	122.3
HDC150		55.9	62.1	85.7
HDC200		72.5	80.5	111.09












STYLE	LONG CURB	STG	9CT	18CT
LC40		1.8	2.0	2.8
LC50		2.9	3.2	4.4
LC60		4.2	4.7	6.5
LC80		8.1	9.0	12.4
LC100		11.4	12.7	17.5
LC120		15.6	17.3	23.9
LC150		24.3	27.0	37.3
LC180		35.3	39.2	54.1
LC200		46.2	51.3	70.8
	DIAMOND CUT LONG CURB			
LCD40		1.4	1.6	2.2
LCD50		2.3	2.6	3.6
LCD60		3.7	4.1	5.7










STYLE	DIAMOND CUT LONG CURB	STG	9CT	18CT
LCD80		7.4	8.2	11.3
LCD100		9.0	10.0	13.8
LCD120		13.5	15.0	20.7
LCD150		20.0	22.1	30.5
LCD180		32.4	35.9	49.5
LCD200		44.1	49.0	67.6
	BEVELLED LONG CURB			
BSLCD50		2.1	2.3	3.2
BSLCD60		3.1	3.4	4.7
BSLCD80		5.6	6.2	8.6
BSLCD100		8.6	9.5	13.1
BSLCD120		13.4	14.9	20.6
BSLCD150		14.0	15.5	21.4







STYLE	BEVELLED LONG CURB	STG	9CT	18CT
BSLCD180		27.9	30.8	42.5
BSLCD200		34.8	38.7	53.4
SUPER FLAT DIAMOND CUT CURB				
FCD100		9.8	10.9	15.0
FCD120		14.4	15.6	22.1
FCD150		23.7	24.9	39.3
FCD180		34.5	36.5	52.9
FCD220		50.4	59.8	82.5
FCD250		60.9	66.8	101.4
FCD350		133.5	148.3	204.7
DOUBLE DIAMOND CURB				
DCD40		3.4	3.8	5.2
DCD50		5.6	6.2	8.6













STYLE	SUPER FLAT BEVELLED CURB	STG	9CT	18CT
FBSCD80		5.4	6.4	8.3
FBSCD100		8.9	9.5	13.1
FBSCD120		13.5	13.8	18.8
FBSCD150		20.7	21.5	37.0
FBSCD180		28.3	31.3	45.0
FBSCD200		34.0	40.7	54.5
FBSCD220		48.9	54.2	74.8
FBSCD250		52.2	57.8	91.1
FBSCD300		73.1	82.0	107.8
FBSCD350		108.8	112.5	155.3
	DOUBLE DIAMOND LONG CURB			
DDLCD30		1.9	2.1	2.9
DDLCD40		3.0	3.3	4.6













STYLE	SQUARE CUT CURB	STG	9CT	18CT
SQC150		35.8	39.8	54.9
SQC200		62.8	69.8	96.3
SQC300		94.99	105.4	145.5
	OVAL HAMMERED CURB			
OHC150		28.4	31.5	43.5
OHC200		51.7	57.4	79.2
OHC250		74.3	82.5	113.9
	FIGARO 1 / 1			
F401/1		1.8	2.0	2.8
F501/1		3.2	3.6	5.0
F601/1		4.1	4.5	6.2
F801/1		7.3	8.1	11.2
F1001/1		11.4	12.7	17.5












STYLE	FIGARO 1 / 3	STG	9CT	18CT
F401/3		1.6	1.8	2.5
F501/3		4.3	4.8	6.6
F601/3		4.6	5.1	7.0
F801/3		8.1	9.0	12.4
F1001/3		12.3	13.7	18.9
DIAMOND CUT FIGARO 1 / 1				
FD401/1		1.8	2.0	2.8
FD501/1		2.5	2.8	3.9
FD601/1		3.9	4.3	5.9
FD801/1		7.1	7.9	10.9
FD1001/1		9.2	10.2	14.1











STYLE	DIAMOND CUT FIGARO 1 / 3	STG	9CT	18CT
FD401/3		2.0	2.2	3.0
FD501/3		2.9	3.2	4.4
FD601/3		3.8	4.2	5.8
FD801/3		6.8	7.6	10.5
FD1001/3		11.1	12.3	15.6
FD2201/3		49.5	54.8	75.5
BRILL				
BR50		3.0	3.3	4.6
BR60		4.7	5.2	7.2
BR100		11.1	12.3	17.0
LONG BRILL				
BRL60		3.5	3.9	5.4

STYLE	BEVELLED FIGARO 1 / 1	STG	9CT	18CT
BSFD501/1		2.3	2.6	3.6
BSFD601/1		3.0	3.3	4.6
BSFD701/1		4.1	4.5	6.2
BSFD801/1		5.6	6.2	8.6
BSFD1001/1		8.9	9.9	13.7
BSFD1201/1		12.3	13.7	18.9
BSFD1501/1		19.7	21.9	30.2
BSFD1801/1		28.2	31.3	43.2
BSFD2001/1		33.8	37.5	51.8
	SINGAPORE TWIST			
SNG30		2.4	2.7	3.7
SNG40		3.1	3.4	4.7
SNG50		5.0	5.5	7.6












STYLE	BEVELLED FIGARO 1 / 3	STG	9CT	18CT
BSFD501/3		2.6	2.9	4.0
BSFD601/3		3.2	3.6	5.0
BSFD701/3		4.4	4.9	6.8
BSFD801/3		6.2	6.9	9.5
BSFD1001/3		9.8	10.8	13.8
BSFD1201/3		14.8	15.8	22.6
BSFD1501/3		22.1	23.9	33.0
BSFD1801/3		32.4	35.9	43.6
BSFD2001/3		39.0	41.8	53.7
BSFD2201/3		39.7	44.1	60.9











STYLE	CONCAVED FIGARO 1 / 1	STG	9CT	18CT
CBSFD1501/1		15.8	17.6	24.3
CBSFD1801/1		25.6	28.4	39.2
CBSFD2001/1		30.1	33.4	46.1
CONCAVED FIGARO 1 / 3				
CBSFD1201/3		12.5	13.9	19.2
CBSFD1501/3		19.1	21.2	29.3
CBSFD1801/3		27.5	30.5	42.1
CBSFD2001/3		32.6	36.2	50.0
SUPER FLAT DIAMOND CUT FIGARO				
FFD1001/3		9.4	10.4	14.4
FFD1201/3		13.0	14.4	19.9
FFD1501/3		21.4	23.7	43.6
FFD1801/3		31.1	32.5	47.6
FFD2201/3		52.4	58.2	80.3














STYLE	SUPER FLAT BEVELLED FIGARO	STG	9CT	18CT
FBSFD801/3		5.4	5.6	7.5
FBSFD1001/3		7.8	8.6	11.6
FBSFD1201/3		11.4	12.8	17.7
FBSFD1501/3		19.6	20.1	33.0
FBSFD1801/3		26.5	28.7	43.6
FBSFD2001/3		31.7	35.2	48.2
FBSFD2201/3		38.9	43.2	59.6
OVAL FIGARO				
OVF601/1		4.3	4.8	6.6
OVF801/1		8.4	9.3	12.8
OVF1001/1		11.2	12.4	17.1
OVF1201/1		17.5	19.4	26.8














STYLE	DIAMOND CUT OVAL FIGARO	STG	9CT	18CT
OVFD601/1		4.5	5.0	6.9
OVFD801/1		7.6	8.4	11.6
OVFD1001/1		9.6	10.7	14.8
OVFD1201/1		15.8	17.6	24.3
	OVAL HAMMERED FIGARO			
OHF1501/3		24.7	27.4	37.8
OHF2001/3		42.8	47.6	65.7
	SNAKE			
SNK30		2.9	3.8	4.5
SNK40		4.2	4.7	6.5
SNK50		6.3	7.0	9.7
	SQUARE SNAKE			
SNKSQ50		6.8	7.6	10.5



STYLE	FIGARO CABLE	STG	9CT	18CT
CAF1801/3		38.3	42.4	58.5
	OVAL CABLE			
OVLC120		15.0	16.7	23.0
	ROUND CABLE			
RCA40		2.3	2.5	3.5
RCA50		3.2	3.5	4.8
RCA60		4.5	5.0	6.9
RCA80		8.7	9.7	13.4
RCA100		12.2	13.5	18.6
RCA120		17.4	19.3	26.6
RCA150		29.3	32.5	44.9
RCA200		50.6	56.2	77.6
RCA250		72.2	80.2	110.7

STYLE	ANCHOR	STG	9CT	18CT
AN80		6.9	7.7	10.6
AN100		10.5	11.7	16.1
AN120		15.8	17.6	24.3
HAMMERED ANCHOR				
ANH80		7.3	8.1	11.2
ANH100		10.9	12.1	16.7
ANH120		13.5	15.0	20.7
DIAMOND CUT ANCHOR				
AND60		6.6	7.9	10.1
AND80		10.0	11.1	15.3
AND100		11.8	13.1	18.1
AND120		15.0	16.7	23.0

STYLE	BEVELLED ANCHOR	STG	9CT	18CT
BAND60		3.1	3.4	4.7
BAND80		5.9	6.6	9.1
BAND100		9.6	10.7	14.8
BAND150		22.3	24.8	34.2
	ROUND BELCHER			
B1		5.2	5.8	8.0
B2		8.6	9.6	13.2
B3		18.1	20.1	27.7
B4		36.4	40.4	55.8
	HEAVY ROUND BELCHER			
BH1		8.6	9.5	13.1
BH2		15.9	17.7	24.4
BH3		26.7	29.7	41.0
BH4		52.7	58.5	80.7
BH5		97.8	108.7	150.0

STYLE	OVAL BELCHER	STG	9CT	18CT
B01		4.5	5.0	6.9
B02		7.8	8.7	12.0
B03		14.9	16.6	22.9
B04		28.4	31.5	43.5
	HEAVY OVAL BELCHER			
BH01		7.0	7.8	10.8
BH02		13.7	15.2	21.0
BH03		21.8	24.2	33.4
BH04		44.4	49.3	68.0
BH05		75.6	84	115.9
	DIAMOND CUT OVAL BELCHER			
BOD1		4.6	5.1	7.0
BOD2		7.7	8.6	11.9
BOD3		12.8	14.2	19.6
BOD4		22.8	25.4	35.0